















Description of control panel


1) plug in


2) press “”, the display begins flashing, It is stand by status, can set temperature and time(when stand by status, the heaters and lights can be controlled separately), press “” again, power off. When flashing, if no operation in 5 minutes, power off automatically.

3) when stand by status, press “”, the display for temperature begins flashing, press 、 to set up, press  or  for a long time, set up temperature quickly. The range: 25℃-66℃。

press “”, the display for time begins flashing, press 、 to set up time, press  or  for a long time, set up time quickly. The range: 5min-90min。

after setting temperature and time, press “”, sauna starts to work, press “” again, heaters stop work; back to stand by status.

4)  change between °C and °F

5)  if there is only reading light, the light is on after press this button one time, the light is off after press this button off. If there are reading light and roof lights, work like this: reading light on→reading light off→both reading light and roof light on→both reading light and roof light off→reading light on.....

6) when sauna is stand by or working, open Bluetooth and search “iSauna” then match, start to play music.